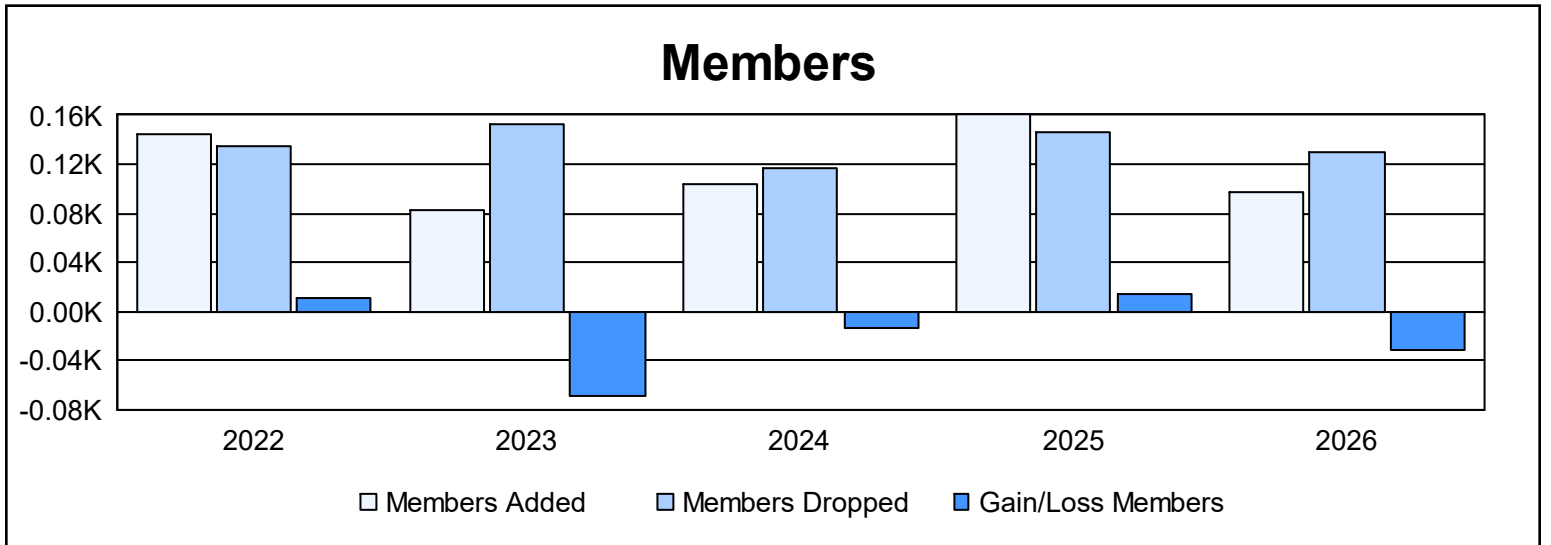
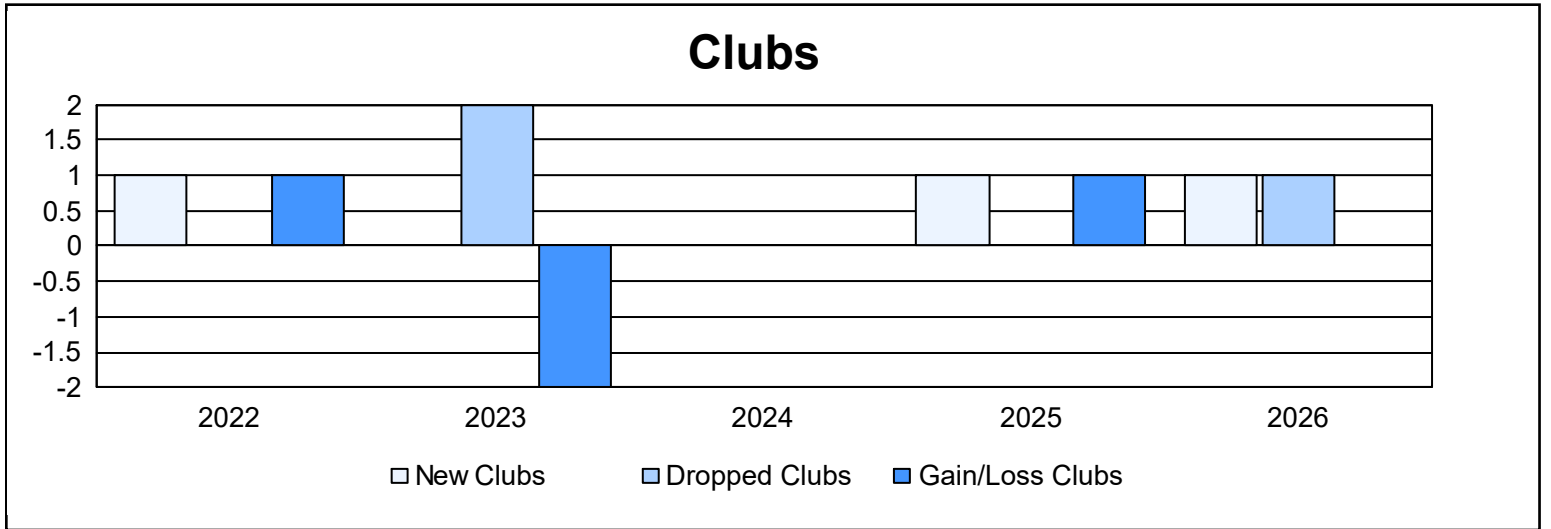
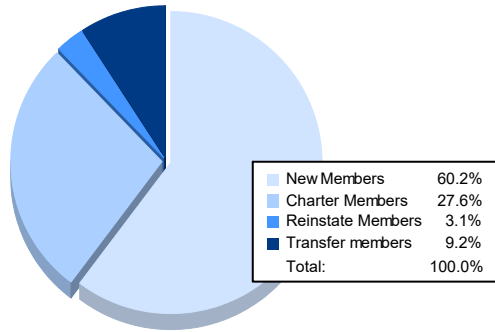


Year	New Clubs	Dropped Clubs	Gain/ Loss Clubs	New Members	Charter Members	Reinstate Members	Transfer Members	Total Member Added	Total Members Dropped	Gain/ Loss Members
2021-2022	1	0	1	101	33	3	8	145	134	11
2022-2023	0	2	-2	65	2	4	12	83	152	-69
2023-2024	0	0	0	89	0	9	5	103	116	-13
2024-2025	1	0	1	120	26	8	6	160	146	14
2025-2026	1	1	0	59	27	3	9	98	129	-31
<b>Average</b>	<b>1</b>	<b>1</b>	<b>0</b>	<b>87</b>	<b>18</b>	<b>5</b>	<b>8</b>	<b>118</b>	<b>135</b>	<b>-18</b>



### Membership Composition April 2026 Cumulative



### Gender Composition April 2026 Cumulative

